



2 Alchemy Close

Atherton, Manchester, M46 0TS

Price £350,000



Sapphire Homes are delighted to offer For Sale this immaculately presented 4 bedroom detached family home on a popular residential development that offers well apportioned living with a beautiful presentation throughout. The property is within a close commute to local schools, amenities and transport links including the motorway network and Atherton Train Station are within close commute. Internally the accommodation briefly comprises of a welcoming entrance / hallway, downstairs W.C., generous front to rear lounge and there is a modern fitted kitchen / dining room with French doors leading to the garden. To the first floor the landing offers access to two double bedrooms with the master benefitting from an ensuite bathroom with walk in shower and there is a family bathroom with three piece suite in white with shower over bath. To the second floor, the landing provides access to two further double bedrooms with some storage to the eaves. The property is warmed by Gas Central Heating and also boasts a modern tasteful decor and UPVC double glazing throughout. Externally the property has off road parking for 2 vehicles to the rear elevation and there is a low maintenance garden to the front and to the side elevation is the principal garden which is south facing and enjoys and sunny and private aspect and has a patio area, lawn and perimeter fencing. Early internal viewing is highly recommended to appreciate this wonderful family home.



GROUND FLOOR

Entrance / Hallway

W.C. 4'11" x 2'11" (1.50m x 0.89m)

Lounge 15'11" x 11'7" (4.85m x 3.53m)

Kitchen / Diner 15'11" x 9'9" (4.85m x 2.97m)

FIRST FLOOR

Landing

Bedroom 1 11'3" x 9'9" (3.43m x 2.97m)

Ensuite 4'4" x 9'9" (1.32m x 2.97m)

Bedroom 2 15'11" x 10'1" (4.85m x 3.07m)

Family Bathroom 6'4" x 7'11" (1.93m x 2.41m)

SECOND FLOOR

Landing

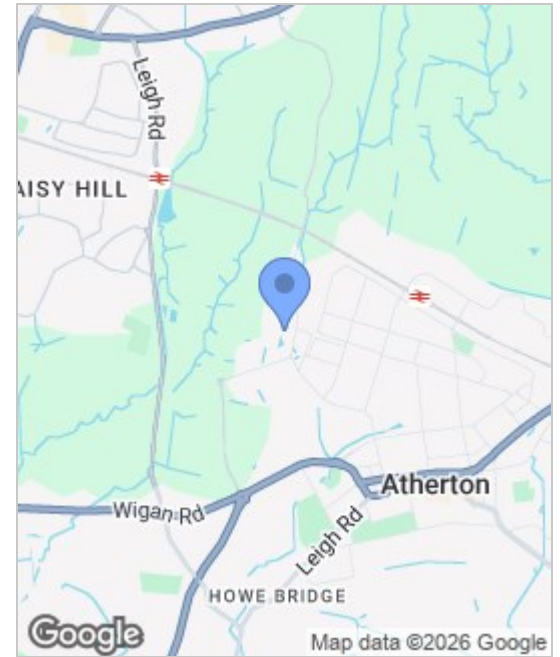
Bedroom 3 13'5" x 11'8" (4.09m x 3.56m)

Bedroom 4 13'5" x 12'3" (4.09m x 3.73m)


EXTERNAL

Rear Garden

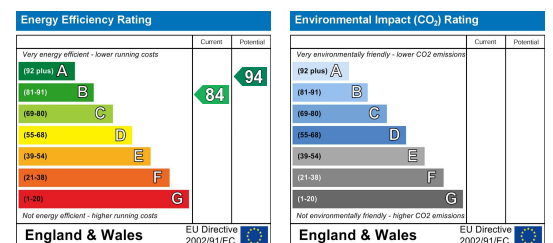
Area Map



Floor Plans



Energy Efficiency Graph



These particulars, whilst believed to be accurate are set out as a general outline only for guidance and do not constitute any part of an offer or contract. Intending purchasers should not rely on the representation of fact, but must satisfy themselves by inspection or otherwise as to their accuracy. No person in this firm's employment has the authority to make or give any representation or warranty in relation to the property.



Sapphire Homes (North) Ltd 80 Market Street, Wigan WNI 1HX
 T 01942 494944 E info@sapphirehomes.co.uk W www.sapphirehomes.co.uk VAT 183 759 366

specialists in sales, Lettings & Property Investments